








PROUDLY FINISHED WITH
SHERWIN-WILLIAMS®

Powder Coatings Color Card

Manufacturing and fabricating standard and custom elevator cabs, doors, entrances and interiors.

 <p>RAL 9003</p>	 <p>RAL 9002</p>	 <p>RAL 7044</p>	 <p>RAL 7038</p>	 <p>RAL 7045</p>
Signal White RWS3-00002	Gray White RWS3-60002	Silk Gray RAS3-00027	Agate Gray RAS3-00010	Telegray RAS3-00024
 <p>RAL 5024</p>	 <p>RAL 5002</p>	 <p>RAL 5003</p>	 <p>RAL 5013</p>	 <p>RAL 7011</p>
Pastel Blue RLS3-60003	Ultramarine Blue RLS3-20001	Sapphire Blue RLS3-20003	Cobalt Blue RLS3-20011	Iron Gray RAS3-00018
 <p>RAL 1015</p>	 <p>RAL 1019</p>	 <p>RAL 7006</p>	 <p>RAL 8014</p>	 <p>RAL 8019</p>
Light Ivory RHS4-00001	Beige Gray RHS3-00005	Gray Beige RHS3-00006	Sepia Brown RNS3-00002	Gray Brown RNS3-00004
 <p>RAL 3003</p>	 <p>RAL 3005</p>	 <p>RAL 6005</p>	 <p>RAL 6009</p>	 <p>RAL 9005</p>
Ruby Red RRS3-00003	Wine Red RRS3-60002	Moss Green RGS3-80002	Fir Green RGS3-00025	Jet Black RBS3-60004

Colors and gloss shown are an approximate match.